

1 Determine surface Carpet or Hard Floor

2 Determine use Mat should meet minimum requirement for frequency of use, load and carpet thickness

For Carpet

For Hard Floor

ALL DAY USE	FREQUENT USE	MODERATE USE	OCCASIONAL USE	ALL DAY USE
ALL DAY	6-8 Hrs.	4-6 Hrs.	0-4 Hrs.	ALL DAY
HEAVY	AVERAGE	AVERAGE	LIGHT	AVERAGE
HIGH	MEDIUM	LOW	COMMERCIAL	HARD

Limited Lifetime Product Replacement Warranty

1 Year Limited Product Replacement Warranty

Limited Lifetime Product Replacement Warranty

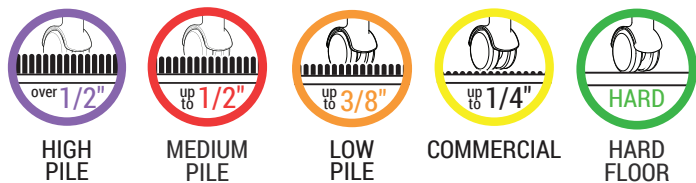
3 Determine your carpet thickness Using a Deflecto Carpet Pile Detector



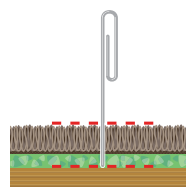
Insert Carpet Pile Detector through carpet and pad to sub-floor.

Apply results to the Chair Mat Selection Guide.

NOTE: Carpet Pile is only 1 of 3 factors in choosing the correct Chair Mat. Confirm the "load and use" also meet your individual needs.



Don't have a Carpet Pile Detector?




- Open one end of a paper clip
- Insert paper clip into carpet and pad, pushing down to the sub-floor
- Measure the portion of the paper clip that entered the carpet and pad, and then reference the guide above

Order a Carpet Pile Detector Now!
Contact Customer Service

1.800.428.4328 | customerservice@deflecto.com

4 Measure your floor area

Determine size & shape: Actual Product Dimensions May Vary +/- 5%



Lipped



Rectangle



Contour



Work-Station

Chair Mat Chooser

We can help you select the right mat:

www.deflecto.com/products/pc/Product-Videos-d76.htm



Scan to see video

